

ELKAY[®]

SPECIFICATIONS

Lustritone[®] Undermount Single Bowl Sinks

Models ELU(H)9, ELU(H)12, ELU(H)16,
ELU(H)12FB, ELU(H)16FB;
ELU(H)12LV and ELU(H)16LV Lavatory with Overflows

GENERAL

Highest quality sink seamlessly formed of #18 gauge, type 304 (18-8) nickel bearing stainless steel.

DESIGN FEATURES

Bowl Depths: 4-3/4" (ELU[H]9), 6" (ELU[H]12, ELU[H]12LV and ELU[H]12FB), 8" (ELU[H]16, ELU[H]16LV and ELU[H]16FB).

Finish: Exposed surfaces are hand blended to a lustrous high-lighted satin finish. ELUH models have highlighted inside top bowl radius.

Underside: Underside of sink is fully protected by heavy duty Sound Guard™ undercoating to prevent condensation and deaden sound.

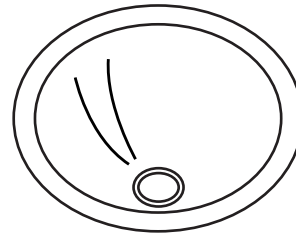
Models ELU(H)12LV and ELU(H)16LV single bowl undermount lavatory sinks include overflow assembly.

OTHER

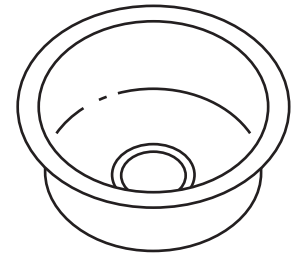
Drain Opening: 1-1/2" (ELU[H]12LV and ELU[H]16LV), 2" (ELU[H]9, ELU[H]12 and ELU[H]16), 3-1/2" (ELU[H]12FB and ELU[H]16FB).

Note: All Elkay undermount sinks are designed to affix easily to the underside of any solid surface countertop.

Installation: See illustrated profile below.



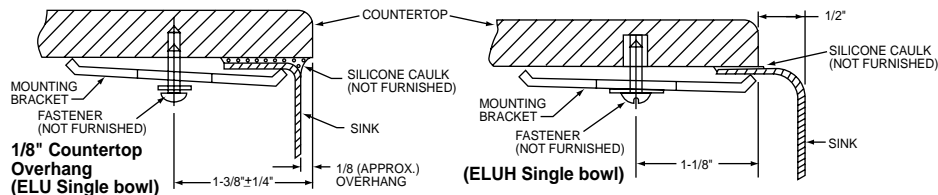
Model ELU(H)9
Model ELU(H)12
Model ELU(H)16
Model ELU(H)12LV
Model ELU(H)16LV



Model ELU(H)12FB
Model ELU(H)16FB

Installation Profile of ELU and ELUH Single Bowl Models

The template provided with each ELU/ELUH sink provides the only type of installation recommended by Elkay.



SEE OTHER SIDE FOR PRODUCT DIMENSIONS.

ALL DIMENSIONS IN INCHES, TO CONVERT TO MILLIMETERS MULTIPLY BY 25.4.

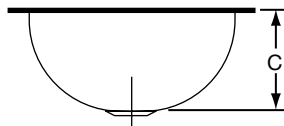
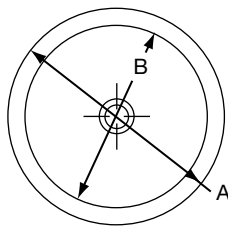
In keeping with our policy of continuing product improvement, Elkay reserves the right to change product specifications without notice.

This specification describes an Elkay product with design, quality and functional benefits to the user. When making a comparison of other producers' offerings, be certain these features are not overlooked.

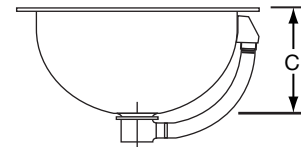
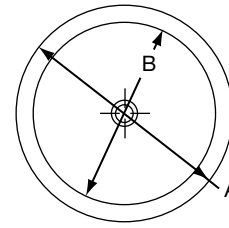
SINK DIMENSIONS (INCHES)

Model Number	Outside Diameter	Inside Diameter	Depth	Drain Opening	Cutout in Countertop	Minimum Cabinet Size	Includes Overflow Assembly	Ship. Wt. Lbs.
	A	B	C					
ELU(H)9	11 ³ / ₈	9	4 ³ / ₄	2	See Template*	15	No	3
ELU(H)12	14 ³ / ₈	12	6	2		18	No	5
ELU(H)12FB	14 ³ / ₈	12	6	3 ¹ / ₂		18	No	6
ELU(H)12LV	14 ³ / ₈	12	6	1 ¹ / ₂		18	Yes	6 ¹ / ₄
ELU(H)16	18 ³ / ₈	16	8	2		24	No	7 ¹ / ₂
ELU(H)16FB	18 ³ / ₈	16	8	3 ¹ / ₂		24	No	10 ¹ / ₂
ELU(H)16LV	18 ³ / ₈	16	8	1 ¹ / ₂		24	Yes	8 ³ / ₄

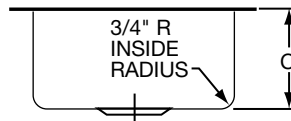
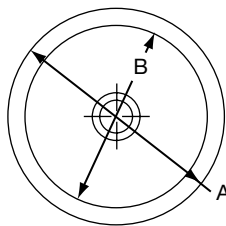
*Template and countertop mounting clips are packed with every sink.



Model ELU(H)9 Illustrated
 Model ELU(H)12 Illustrated
 Model ELU(H)16 Illustrated



Model ELU(H)12LV Illustrated
 Model ELU(H)16LV Illustrated



Model ELU(H)12FB Illustrated
 Model ELU(H)16FB Illustrated